

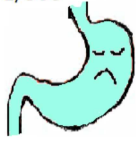
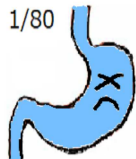


ABC classification	Annual incidence of gastric cancer	pepsinogen(PG) test	H. pylori antibody	Your result means.....
Group A	almost 0 	negative	negative	Your stomach is in good health and the risk of gastric cancer is very low.
Group B	1/1000 	negative	positive	You are infected by H. pylori but the atrophy of gastric mucosa has not progressed yet. ↓ H. pylori eradication and periodic gastrofiberscope by a GI specialist is recommended.
Group C	1/500 	positive	positive	You are infected by H. pylori and gastric mucosal atrophy has advanced. ↓ H. pylori eradication and periodic gastrofiberscope by a GI specialist is recommended.
Group D	1/80 	positive	negative	The highest risk of developing gastric cancer * * * * * H. pylori no longer can stay in stomach because of high gastric mucosal atrophy. ↓ Periodic gastrofiberscope by a GI specialist is recommended.

<Notice>

If at least one of the following would be applicable to you or you have any questions, please consult internal medicine doctor (Dr. Sawada) before undergoing ABC Screening Test.

1. You have received gastrectomy.
2. You have already received eradication therapy for H. pylori.
3. You have obvious upper gastrointestinal symptoms.
4. You are under treatment for upper gastrointestinal disease.
5. You have taken proton pump inhibitors within two months.
(This is one kind of medicine for stomach ulcer)
6. You have renal failure.