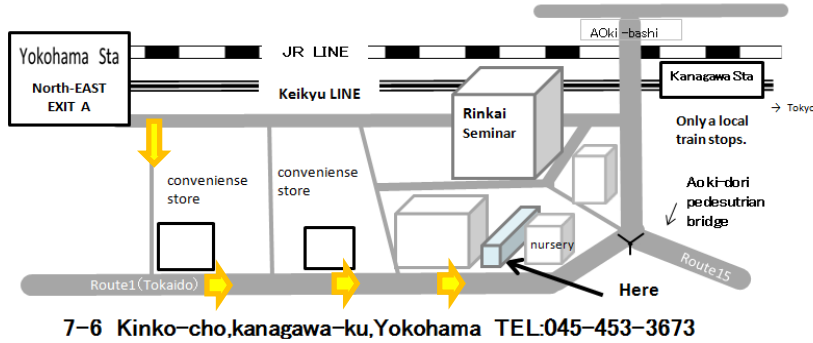


JR 横浜駅 きた東口A ルート
 JR YOKOHAMA Sta. N.EAST EXIT A Route



MINATOMACHI MEDICAL CENTER (Minatomachi Sinryojo)



きた東口A出口(地上) 右方向へ進む
 View of on the ground North EAST EXSIT A . turn right.



コンビニエンスストア ファミリーマート
 turn left and approach to a convenience store




ローソン(Lawson)
 Convenience store

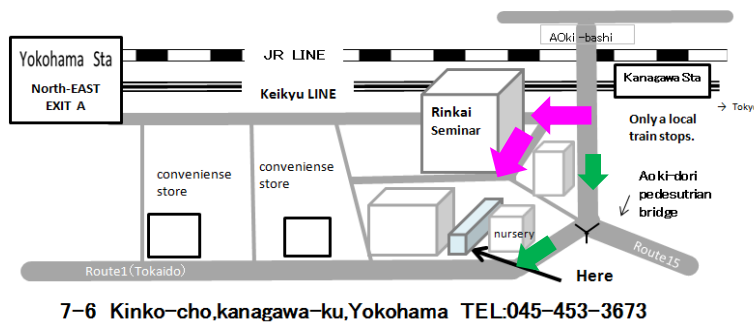


港町診療所 Minatomachi Sinryojo
 (MINATOMACHI MEDICAL CENTER)

京浜急行 神奈川駅 ルート
 Keikyu line kanagawa Sta. Route



MINATOMACHI MEDICAL CENTER (Minatomachi Sinryojo)





京急 神奈川駅
At the gate of
Kanagawa
Station

You can find tall Rinkai seminar
(臨海セミナー) building on the opposite side
of broad street.

You can find Over pass (pedestrian bridge)
at the left side of broad street



臨海(りんかい)セミナー
外観
神奈川駅から横浜駅方向臨む
Rinkai Seminar building




歩道橋方向に
坂を下る
Go down
Slope



臨海(りんかい)セミ
ナー坂を下る
Turn left at
Rinkai Seminar building
(Go down slope)



歩道橋を渡る
Cross the
over pass
(pedestrian
bridge)



港町診療所 (臨海セミナー側 入口)
White building with small parking
space
Minatomachi Sinryojo
(MINATOMACHI MEDICAL CENTER)

青木通り歩道橋より 港町診療所
View from Aoki-dori pedestrian bridge
Minatomachi Sinryojo
(MINATOMACHI MEDICAL CENTER)

tel:045-453-3673

